

Modifications guide No.08J27-1

Name	
Changement of the gyro sensor	
Model	Submitted by
KRG-3 => KRG-4	Cooperation

Contact	Approval	Date of creation	2008.10.27
---------	----------	------------------	------------

We would like to thank you for your loyal patronage.

We will stop the production of the gyro sensor KRG-3. The transformations of the new model will be listed below.

Reason of the modification

To improve the product (the main drift has been canceled).

Contents of the modification

1. Type

Old model KRG-3 =>New model KRG-4

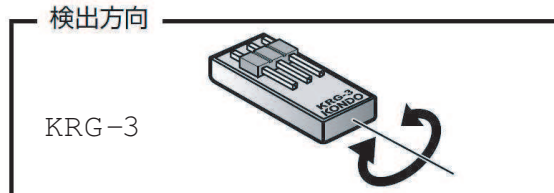
2. Dimension

For more details, please refer to the "KRG-4 dimensional drawing"

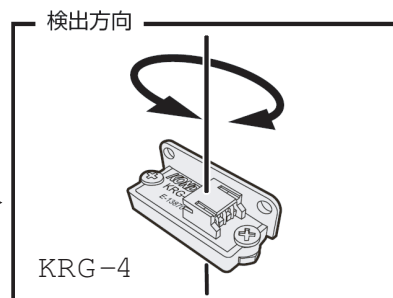

3. Modification of the gyro device

The device and the detection of the angular acceleration differ in the new model.

There is no more drift on the new model.



Detection



Detection

4. Fixation

The form of the case has been changed thus you can use the M2 low head screw and fix it orthogonally to the robot.


Utilisation with RCB-3 (replacing the KRG-3)

1. Usage

KRG-4 and KRG-3 are both analog gyros. You can connect KRG-4 to the same port (AD1-AD3) of KRG-3 on RCB-3.

2. Connection cable



The shape of connectors on the gyro side has changed but stay the same on the side of RCB-3.



3. Installation

Please note that since the detection differs, it has to be installed differently.

The pictures are examples on KHR-2HV.



4. Mixing (the basic value)

The basic value differs slightly from KRG-3, the button "Auto" will reacquire it.
The basic values 249-253 are the normal values.

5. Mixing (Magnification)

The magnification value is the same as KRG-3.